



Strake Jesuit Alumni Online Community

First Time Login Instructions

<http://alumni.strakejesuit.org>

To make this site as user friendly as possible, many features of the Alumni Online Community are accessible without having to login. However, to protect the privacy of all Strake Jesuit Alumni, some features are password protected.

In order to access the password protected features of the Alumni Online Community (searching the Online Alumni Directory, joining groups, posting pictures, etc.) you will need to login to the Alumni Online Community.

Step One:

Click on “**First Time Login**” near the top right hand corner of the Strake Jesuit Alumni Online Community page. (Above the search box)

Step Two:

Enter your last name in the “**Last Name**” field. Then click the dark green “**Find**” button to proceed.



Strake Jesuit Alumni Online Community

First Time Login Instructions

<http://alumni.strakejesuit.org>

Step Three

The system will bring up any names that match your last name. Please select the correct name by clicking the radio button by your name. Then click on the dark green "Next" button.

The screenshot shows the website's header with the Strake Jesuit logo and navigation links. The main content area is titled "Alumni" and contains a list of links on the left, including "Online Community" (which is selected with a radio button), "Online Directory", "Login Information", "Alumni Events Calendar", "Alumni Photo Galleries", "Alumni News", "Reunions", "Alumni Service Corps", and "E-mail archive". The main content area displays "Step 2 of 3: Select your account from those listed below and then click 'Next'. If your account is the only one listed, simply click 'Next'. If you do not see your account or have questions, contact [Tim Scalzitti '90](#)." Below this is a form with fields for "First Name:", "Middle Name:", "Last Name:", "SJ Class Year:", and "Record Category:". The form shows "Ignatius" for First Name, "Loyola" for Last Name, and "1965" for SJ Class Year. A green "Next >>" button is visible below the form.

Step Four

Please enter your date of birth into the "Verifying ID" field. The format for entering your date of birth should be as follows: **7/1/1960** (NO LEADING ZEROS for the month and day.) Click the dark green "Verify" button after entering your date of birth.

The screenshot shows the website's header and navigation links. The main content area is titled "Alumni" and contains the same list of links as in Step 2. The main content area displays "Step 3: To complete the first time login process, input your birth date (format: 1/11/1900) and hit Verify. If you have problems, contact [Tim Scalzitti '90](#), Director of Alumni Relations, for assistance." Below this is a "Verifying ID:" field containing "7/1/1960" and a green "Verify" button. Below the button is a form with fields for "First Name:", "Middle Name:", "Last Name:", "SJ Class Year:", and "Record Category:". The form shows "Ignatius" for First Name, "Loyola" for Last Name, and "1965" for SJ Class Year.



Strake Jesuit Alumni Online Community

First Time Login Instructions

<http://alumni.strakejesuit.org>



Step Five:

Check over all the fields displayed on the page and make any updates to your name, address information, or e-mail address that is currently on file for you.



Continue by scrolling down the page to the "Account Information" section and accept the Terms and Conditions by selecting "I Agree" from the drop down list.


You will then be able to set your own Login Name and Password for future logins.

Once you have done this, click the dark green "Continue" button to update any of your education information and/or business information.




**STRAKE JESUIT**
College Preparatory
Calendar | Contact Us 
HOUSTON, TEXAS


Profile - Step 1 -> Profile - Step 2 -> Profile - Step 3


Edit your profile information below. Use the  and  buttons to collapse and expand individual sections.

Membership Information 

Personal Page

<input checked="" type="checkbox"/>	First Name:	Ignatius *
<input type="checkbox"/>	Middle Name:	<input type="text"/>
<input type="checkbox"/>	Nickname:	<input type="text"/>
<input checked="" type="checkbox"/>	Last Name:	Loyola *
<input type="checkbox"/>	Suffix:	<input type="text"/>
<input type="checkbox"/>	Birthdate:	7/1/1960 
Home Address:		Strake Jesuit College Pr
Address 2:		8900 Bellaire Blvd
Home City:		Houston
Home State:		Texas 
Home Zip:		77036
Country:		United States 
Home Phone:		713.490.8153
<input checked="" type="checkbox"/>	Email: (confirm below):	Email sjalum@strakejesuit.org *
		Confirm sjalum@strakejesuit.org *

Account Information 

Terms & Conditions *Membership in this community requires that you accept the [Terms and Conditions](#). | Agree 

Login Name: *

Password:


Password Requirements
You must use at least 7 characters, and are required to use at least 2 of the following:


- Uppercase letter(s)
- Lowercase letter(s)
- Number(s)
- Symbol(s)

Password *

Re-type your password.

Confirm *

 **Passwords match!**

 STRAKE JESUIT
8900 Bellaire Boulevard | Houston, Texas 77036-4699

[Contact the Webmaster](#) [Site Map](#)



Strake Jesuit Alumni Online Community

First Time Login Instructions

<http://alumni.strakejesuit.org>

Future Logins

Once you have logged in for the first time, when you visit the site again, you can simply click “**Login**” at the top of the Alumni Online Community home page and use your new Login Name and Password.

Facebook Connect

If you are an Alumnus who has a Facebook account and you have logged into the Strake Jesuit Alumni Online Community for the first time, you can click on “**Login**” at the top of the Strake Jesuit Alumni Online Community home page. Once on the login page, click the “**Connect with Facebook**” button and follow the quick and easy steps to connect your Online Community account and Facebook account for easier access in the future to the Online Community. [Click here to learn more about Facebook Connect.](#)

Problems / Questions

If you have any problems logging in, or questions about the process, please e-mail Tim Scalzitti '90 Director of Alumni Relations at tscalzitti@strakejesuit.org